

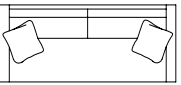
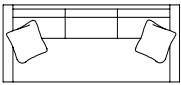
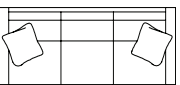
DIMENSIONS WILL VARY BASED ON OPTIONS SELECTED. CONTACT CUSTOMER SERVICE.
SKETCHES SHOWN AS 5" TRACK ARM - TO GET OW ADD ARM WIDTH
ALL DIMENSIONS ARE APPROXIMATE

- 1 | PICK YOUR DEPTH:** 21" Seat Depth (19210 Series) 23" Seat Depth (19230 Series) 25" Seat Depth (19250 Series)

2 | PICK YOUR STYLE: (SKETCHES ARE NOT ¼ SCALE)

2-ARM STANDARD PIECES - OW = ISW + (AW x 2)




Sofa - Qty _____ (XLS = X-Large Sofa - ISW 90" / BS = Big Sofa - ISW 80" / S = Standard Sofa - ISW 70" / SS = Small Sofa - ISW 60")

1 Seat Cushion - 2 Back Cushions	1 Seat Cushion - 3 Back Cushions	2 Seat Cushions	3 Seat Cushions
			
<input type="checkbox"/> #XLS1-2 <input type="checkbox"/> #BS1-2 <input type="checkbox"/> #S1-2 <input type="checkbox"/> #SS1-2	<input type="checkbox"/> #XLS1-3 <input type="checkbox"/> #BS1-3 <input type="checkbox"/> #S1-3 <input type="checkbox"/> #SS1-3	<input type="checkbox"/> #XLS2 <input type="checkbox"/> #BS2 <input type="checkbox"/> #S2 <input type="checkbox"/> #SS2	<input type="checkbox"/> #XLS3 <input type="checkbox"/> #BS3 <input type="checkbox"/> #S3 <input type="checkbox"/> #SS3



Loveseat - Qty _____ (L = Loveseat - ISW 46")

	
<input type="checkbox"/> #L1	<input type="checkbox"/> #L2

Chair - Qty _____

	<input type="checkbox"/> #_5 (Standard Chair) ISW 21"
	<input type="checkbox"/> #_5 S (Swivel Chair) ISW 21"
	<input type="checkbox"/> #_5½ (Chair & ½) ISW 34"

Ottoman - Qty _____ (H 18")

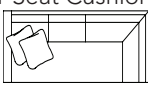
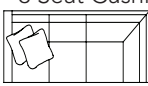


	<input type="checkbox"/> #_3 (Ottoman) W 22" D 22"
	<input type="checkbox"/> #_3½ (Ottoman & ½) W 35" D 22"

SECTIONAL PIECES - OW = ISW + AW (WITH THE EXCEPTION OF THE CORNER SOFA)

Sketches shown as 5" Track Arm. Dimensions will vary based on options selected. All dimensions are approximate.

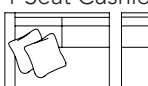
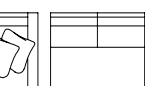
Corner Sofa - Qty _____

(LC = Left Corner Sofa / RC = Right Corner Sofa)

1 Seat Cushion	3 Seat Cushions	19216 Corner Sofa ISW 68" OW 84" plus arm width
		
<input type="checkbox"/> #LC1	<input type="checkbox"/> #LC3	
		19236 Corner Sofa ISW 70" OW 86" plus arm width
<input type="checkbox"/> #RC1	<input type="checkbox"/> #RC3	
		19256 Corner Sofa ISW 72" OW 88" plus arm width




Loveseat - Qty _____ (LL/RL - ISW 46" / AL - OW 46")

(LL = Left Loveseat / RL = Right Loveseat / AL = Armless Loveseat)

1 Seat Cushion	2 Seat Cushions
	
<input type="checkbox"/> #LL1 <input type="checkbox"/> #RL1 <input type="checkbox"/> #AL1	<input type="checkbox"/> #LL2 <input type="checkbox"/> #RL2 <input type="checkbox"/> #AL2



Chair - Qty _____

(LC = Left Chair / RC = Right Chair / AC = Armless Chair)

		
<input type="checkbox"/> #LC	<input type="checkbox"/> #RC	<input type="checkbox"/> #AC
LC - ISW 23"	RC - ISW 23"	AC - OW 23"

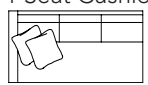

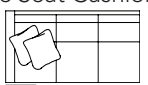
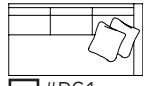

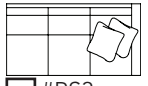
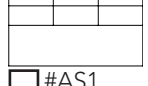
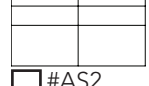
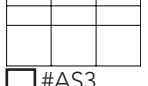
Ottoman - Qty _____

(SCO = Small Chaise Ottoman / BCO = Big Chaise Ottoman)

	
<input type="checkbox"/> #SCO	<input type="checkbox"/> #BCO
SCO - W 23½" D 23½" H 20"	BCO - W 35" D 35" H 20"

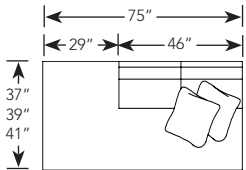
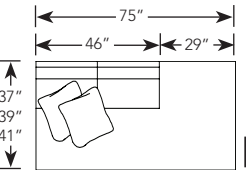
Sofa - Qty _____

(LS = Left Sofa / RS = Right Sofa - ISW 70" | AS = Armless Sofa - OW 70")

1 Seat Cushion	2 Seat Cushions	3 Seat Cushions
		
<input type="checkbox"/> #LS1	<input type="checkbox"/> #LS2	<input type="checkbox"/> #LS3
		
<input type="checkbox"/> #RS1	<input type="checkbox"/> #RS2	<input type="checkbox"/> #RS3
		
<input type="checkbox"/> #AS1	<input type="checkbox"/> #AS2	<input type="checkbox"/> #AS3

Lounge - Qty _____



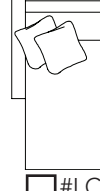
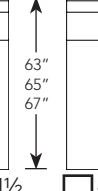
(LL = Left Lounge / RL = Right Lounge)

	
<input type="checkbox"/> #LL	<input type="checkbox"/> #RL
19210 Series: OW 75" / OD 37"	19230 Series: OW 75" / OD 39"
	19250 Series: OW 75" / OD 41"

Chaise - Qty _____

(LCH = Left Chaise / RCH = Right Chaise)

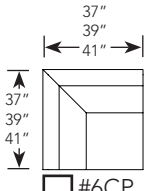
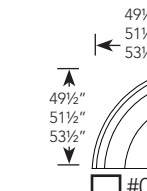
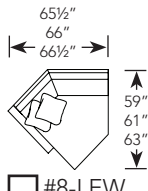
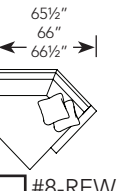
- 19214 Series: ISW 23½" / OD 63"
19234 Series: ISW 23½" / OD 65"
19254 Series: ISW 23½" / OD 67"
19214½ Series: ISW 35½" / OD 63"
19234½ Series: ISW 35½" / OD 65"
19254½ Series: ISW 35½" / OD 67"

			
<input type="checkbox"/> #LCH	<input type="checkbox"/> #RCH	<input type="checkbox"/> #LCH½	<input type="checkbox"/> #RCH½

Wedge - Qty _____

(6CP = Cube Wedge / OCP = Curve Wedge / LEW = Left End Wedge / REW = Right End Wedge)

- 19216CP - OW 37" x OD 37" 19218-LEW - OW 63½" x OD 53"
19236CP - OW 39" x OD 39" 19238-LEW - OW 64½" x OD 55"
19256CP - OW 41" x OD 41" 19258-LEW - OW 65½" x OD 57"
19210CP - OW 49½" x OD 37" 19218-REW - OW 63½" x OD 53"
19230CP - OW 51½" x OD 39" 19238-REW - OW 64½" x OD 55"
19250CP - OW 53½" x OD 41" 19258-REW - OW 65½" x OD 57"

			
<input type="checkbox"/> #6CP	<input type="checkbox"/> #OCP	<input type="checkbox"/> #8-LEW	<input type="checkbox"/> #8-REW

3 | PICK YOUR WELT:

(Arms, Seat Cushions and Back Cushions only)



No Welt
(Standard)



Welt



Saddlestitch




Flange


4 | PICK YOUR BACK AND BACK HEIGHT:

(Loose back only / Back pillows only)

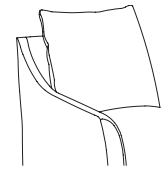
Overall Height dimensions are approximate



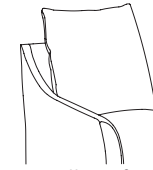
Box
OH 37"



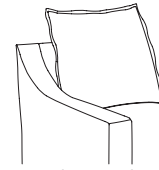
Tall Box
OH 39"



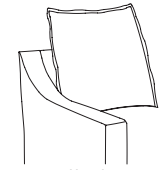
Knife Edge
OH 37"



Tall Knife Edge
OH 39"



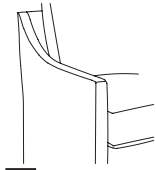
Flanged Edge
OH 37"



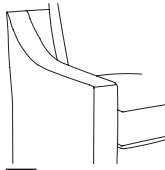
Tall Flanged Edge
OH 39"

5 | PICK YOUR ARM:

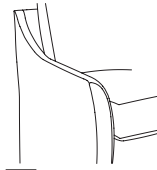
Arm Width dimensions are approximate



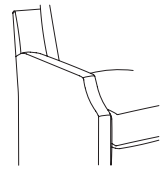
Narrow Track
AW 3"




Track
AW 5"



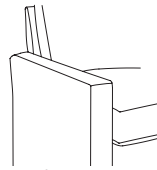
Flare
AW 5.5"



Scoop
AW 4"



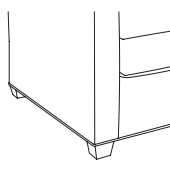
Padded
AW 3"



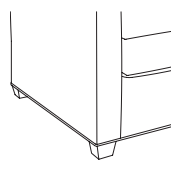
Rail
 AW 4"
 AW 6"
 AW 8"
 AW 10"
 AW 12"

6 | PICK YOUR BASE:

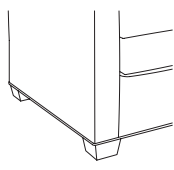
(Select Finish, if needed: _____)



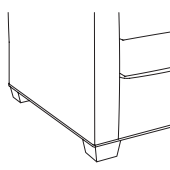
Petite Wedge



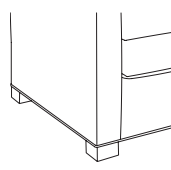
Petite Stainless⁺



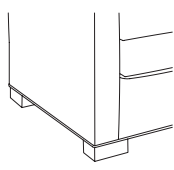
Wedge



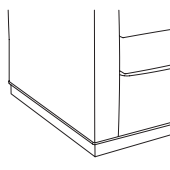
Stainless Wedge⁺



Cube



Block



Plinth⁺

COMPANY NAME: _____ PO#: _____ DATE: _____

BODY FABRIC: _____ PILLOW FABRIC: _____

If an item has a ⁺ beside it, it is an upcharge.